



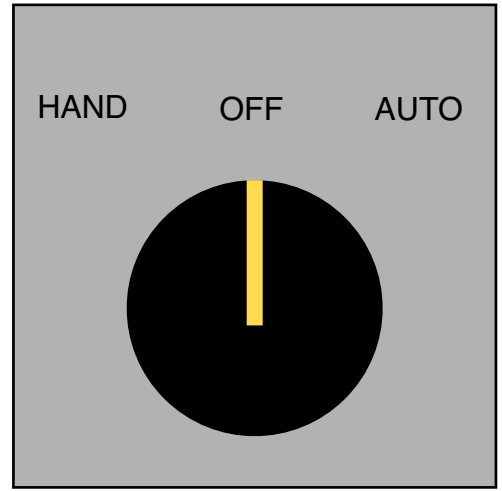
Power
Terminal
H. N. G.



Start - Stop Station



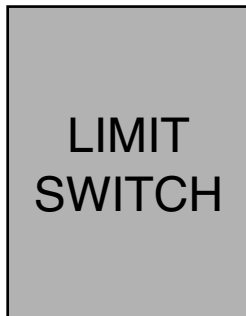
Start - Stop Station



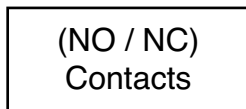
3 Position Selector Switch

WIREMOLD

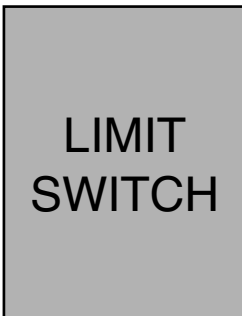
W
I
R
E
M
O
L
D



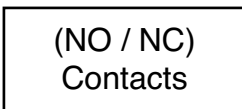
LIMIT
SWITCH



(NO / NC)
Contacts



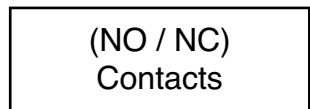
LIMIT
SWITCH



(NO / NC)
Contacts



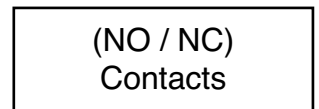
CONTROL
RELAY



(NO / NC)
Contacts

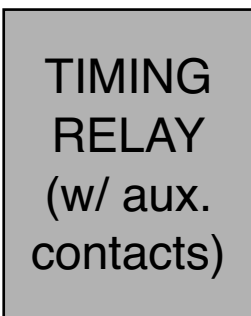


CONTROL
RELAY

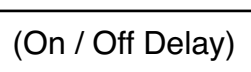


(NO / NC)
Contacts

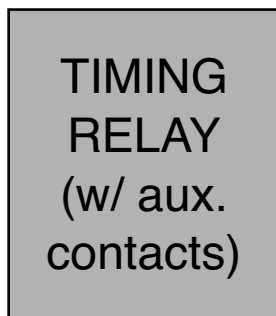
WIREMOLD



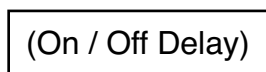
TIMING
RELAY
(w/ aux.
contacts)



(On / Off Delay)



TIMING
RELAY
(w/ aux.
contacts)



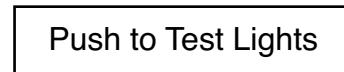
(On / Off Delay)



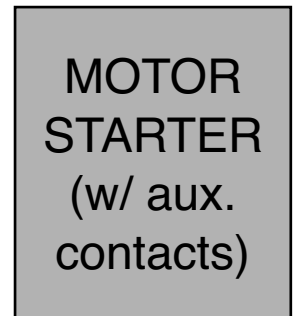
light



light



Push to Test Lights



MOTOR
STARTER
(w/ aux.
contacts)

WIREMOLD